

electraQuip

Warning Lamps, Lightbars & Beacons

RANGE OVERVIEW



T: +44 (0)121 313 2222

E: sales@ledautolamps-uk.com

LED Autolamps Europe LLP
Unit 8J Maybrook Business Park
Minworth
Sutton Coldfield
B76 1AL
United Kingdom

ledautolamps-uk.com

Clear polycarbonate lens



High-brightness LEDs



Super low-profile housing design

LPR SERIES

Low-Profile Warning Lamps

- Flat housing design
- Safe and secure fixture with the 3M™ adhesive backing tape system and screw mounting



12/24V

R10

R65



12/24V

R10

R65



12/24V

R10

R65



Part#

LPR656DVA (Amber), **LPR656DVB** (Blue)

6-LED Low-Profile Warning Lamp - R65

- 12/24V • IP67 • Super flat profile - only 7mm
- 19 flash patterns • Synchronise up to 20 lamps
- Mount using screws or 3M™ backing tape
- 2 year warranty • Dimensions: 131 x 30 x 7mm

Part#

LPR654DVA (Amber), **LPR654DVB** (Blue)

4-LED Low-Profile Warning Lamp - R65

- 12/24V • IP67 • Super flat profile - only 8mm
- 11 flash patterns • Synchronise up to 20 lamps
- Mount using screws or 3M™ backing tape
- 2 year warranty • Dimensions: 89 x 30 x 8mm

Part#

LPR653DVA (Amber), **LPR653DVB** (Blue)

3-LED Low-Profile Warning Lamp - R65

- 12/24V • IP67 • Super flat profile - only 8mm
- 11 flash patterns • Synchronise up to 20 lamps
- Mount using screws or 3M™ backing tape
- 2 year warranty • Dimensions: 89 x 30 x 8mm

12/24V

R10



12/24V

R10



12/24V

R10



Part# **LPR104DVA** (Amber), **LPR104DVB** (Blue),
LPR104DVR (Red), **LPR104DVW** (White)

4-LED Low-Profile Warning Lamp

- 12/24V • IP67 • Super flat profile - only 7mm
- 11 flash patterns • Synchronise up to 20 lamps
- Mount using screws or 3M™ backing tape
- 2 year warranty • Dimensions: 131 x 30 x 7mm

Part#

LPR654DVR (Red), **LPR654DVW** (White)

4-LED Low-Profile Warning Lamp

- 12/24V • IP67 • Super flat profile - only 8mm
- 11 flash patterns • Synchronise up to 20 lamps
- Mount using screws or 3M™ backing tape
- 2 year warranty • Dimensions: 89 x 30 x 8mm

Part# **LPR103DVA** (Amber), **LPR103DVB** (Blue),
LPR103DVR (Red), **LPR103DVW** (White)

3-LED Low-Profile Warning Lamp

- 12/24V • IP67 • Super flat profile - only 8mm
- 11 flash patterns • Synchronise up to 20 lamps
- Mount using screws or 3M™ backing tape
- 2 year warranty • Dimensions: 89 x 30 x 8mm



SLED SERIES

Slimline Warning Lamps

- Slim, compact design
- Extremely durable aluminium housing
- Super high-brightness LEDs
- ECE R65 approved
- Hi/low power function

12/24V R10 R65

12/24V R10 R65

12/24V R10 R65



Part#
SLED6DVAR65 (Amber), **SLED6DVBR65** (Blue)

6-LED Slimline Warning Lamp - R65

- 12/24V • IP67 • Robust aluminium housing
- 8 flash patterns • Synchronise up to 20 lamps
- 2 year warranty
- Dimensions: 122 x 24 x 15mm

Part# **SLED4DVAR65** (Amber),
SLED4DVBR65 (Blue), **SLED4DVRR65** (Red),
SLED4DVW (White - R10-only)

4-LED Slimline Warning Lamp - R65

- 12/24V • IP67 • Robust aluminium housing
- 8 flash patterns • Synchronise up to 20 lamps
- 2 year warranty • Dimensions: 89 x 24 x 15mm

Part# **SLED3DVAR65** (Amber),
SLED3DVBR65 (Blue), **SLED3DVRR65** (Red),
SLED3DVW (White - R10-only)

3-LED Slimline Warning Lamp - R65

- 12/24V • IP67 • Robust aluminium housing
- 6 flash patterns • Synchronise up to 20 lamps
- 2 year warranty • Dimensions: 79 x 24 x 15mm

HD SERIES

Heavy-Duty Warning Lamps


- 12/24V Multivolt • Heavy-duty clear polycarbonate lens
- ECE R65 class 2 approved • ECE R10 approved
- Synchronise up to 10 units • IP67 ingress protection
- 5 year warranty



12/24V R10 R65

12/24V R10 R65

12/24V R10 R65



Part#
HDR6524DVA (Amber)

24-LED Heavy-Duty Warning Lamp - R65

- 12/24V • IP67 ingress protection
- 26 flash patterns • Synchronise up to 10 lamps
- 5 year warranty
- Dimensions: 150 x 103 x 13mm

Part#
HDR6512DVA (Amber)

12-LED Heavy-Duty Warning Lamp - R65

- 12/24V • IP67 ingress protection
- 26 flash patterns • Synchronise up to 10 lamps
- 5 year warranty
- Dimensions: 150 x 55 x 13mm

Part#
HDR656DVA (Amber)

6-LED Heavy-Duty Warning Lamp - R65

- 12/24V • IP67 ingress protection
- 21 flash patterns • Synchronise up to 10 lamps
- 5 year warranty
- Dimensions: 157 x 36 x 13mm

SSLED SERIES

Super-Slim Warning Lamps

- 12/24V Multivolt • Slim, low-profile design
- Rubber mounting grommet
- 150° wide angle lens



12/24V

R10



Part# **SSLED3DVA** (Amber), **SSLED3DVB** (Blue),
SSLED3DVR (Red), **SSLED3DVW** (White)

3-LED Super-Slim Warning Lamp

- 12/24V • IP67 • Slim 11mm profile • 11 flash patterns
- Synchronise up to 10 units • 150° wide angle • 5 year warranty
- Dimensions: 90 x 29 x 11mm

12/24V

R10

R65



Part# **SSLED4DVAR65** (Amber),
SSLED4DVBR65 (Blue)

4-LED Super-Slim Warning Lamp - R65

- 12/24V • IP67 • Slim 11mm profile • 21 flash patterns
- Synchronise up to 10 units • 150° wide angle • 5 year warranty
- Dimensions: 110 x 29 x 11mm

12/24V

R10



Part# **SSLED4DVA** (Amber), **SSLED4DVB** (Blue),
SSLED4DVR (Red), **SSLED4DVW** (White)

4-LED Super-Slim Warning Lamp

- 12/24V • IP67 • Slim 11mm profile • 21 flash patterns
- Synchronise up to 10 units • 150° wide angle • 5 year warranty
- Dimensions: 110 x 29 x 11mm

12/24V

R10

R65



Part#
SSLED6DVAR65 (Amber)

6-LED Super-Slim Warning Lamp - R65

- 12/24V • IP67 • Slim 11mm profile • 21 flash patterns
- Synchronise up to 10 units • 150° wide angle • 5 year warranty
- Dimensions: 150 x 29 x 11mm

12/24V

R10



Part#
SSLED6DVA (Amber)

6-LED Super-Slim Warning Lamp

- 12/24V • IP67 • Slim 11mm profile • 21 flash patterns
- Synchronise up to 10 units • 150° wide angle • 5 year warranty
- Dimensions: 150 x 29 x 11mm

12/24V

R10

R65



Part#
SSLED62DVAR65 (Amber)

6-LED Super-Slim Warning Lamp - R65

- 12/24V • IP67 • Slim 11mm profile • 11 flash patterns
- Synchronise up to 10 units • 150° wide angle • 5 year warranty
- Dimensions: 90 x 48 x 11mm

12/24V

R10



Part#
SSLED62DVA (Amber)

6-LED Super-Slim Warning Lamp

- 12/24V • IP67 • Slim 11mm profile • 11 flash patterns
- Synchronise up to 10 units • 150° wide angle • 5 year warranty
- Dimensions: 90 x 48 x 11mm

12/24V

R10

R65



Part#
SSLED93DVAR65 (Amber)

9-LED Super-Slim Warning Lamp - R65

- 12/24V • IP67 • Slim 11mm profile • 21 flash patterns
- Synchronise up to 10 units • 150° wide angle • 5 year warranty
- Dimensions: 90 x 67 x 11mm

12/24V

R10



Part#
SSLED93DVA (Amber)

9-LED Super-Slim Warning Lamp

- 12/24V • IP67 • Slim 11mm profile • 21 flash patterns
- Synchronise up to 10 units • 150° wide angle • 5 year warranty
- Dimensions: 90 x 67 x 11mm

12/24V

R10



Part# **LED3DVA** (Amber), **LED3DVB** (Blue),
LED3DVR (Red), **LED3DVW** (White)

3-LED Warning Lamp

- 12/24V • IP67 ingress protection
- 12 flash patterns • Synchronise up to 10 lamps
- 5 year warranty
- Dimensions: 95 x 34 x 22mm

12/24V

R10



Part# **LED8DVA** (Amber), **LED8DVB** (Blue),
LED8DVR (Red), **LED8DVW** (White)

8-LED Warning Lamp

- 12/24V • IP67 ingress protection
- 26 flash patterns • Synchronise up to 10 lamps
- 5 year warranty
- Dimensions: 110 x 50 x 28mm

12/24V

R10



Part# **LED4DVA** (Amber), **LED4DVB** (Blue),
LED4DVR (Red), **LED4DVW** (White)

4-LED Warning Lamp

- 12/24V • IP67 ingress protection
- 25 flash patterns • Synchronise up to 10 lamps
- 5 year warranty
- Dimensions: 139 x 37 x 28mm

12/24V

R10

R65



Part#
LED4DVAR65 (Amber)

4-LED Warning Lamp - R65

- 12/24V • IP67 ingress protection
- 22 flash patterns • Synchronise up to 12 lamps
- 5 year warranty
- Dimensions: 139 x 37 x 28mm

12/24V

R10



Part#
LED4DVA180 (Amber), **LED4DVB180** (Blue),
LED4DVR180 (Red), **LED4DVW180** (White)

4-LED 180° Warning Lamp

- 12/24V • IP67 • 180° wide angle lens
- 25 flash patterns • Synchronise up to 10 lamps
- 5 year warranty • Dimensions: 136 x 42 x 27mm

12/24V

R10



Part#
LED3DVA180 (Amber), **LED3DVB180** (Blue),
LED3DVR180 (Red), **LED3DVW180** (White)

3-LED 180° Warning Lamp

- 12/24V • IP67 • 180° wide angle lens
- 12 flash patterns • Synchronise up to 10 lamps
- 5 year warranty • Dimensions: 111 x 37 x 23mm

12/24V

R10

R65



Part#
LED3DVAR65 (Amber)

3-LED Warning Lamp - R65

- 12/24V • IP67 ingress protection
- 16 flash patterns • 3 year warranty
- Dimensions: 99 x 41 x 29mm

12/24V

R10

R65



12/24V

R10

Removable bezel for
concealed fitting

Part#

HALED6DVAR65 (Amber)**Recess Mount Hideaway Warning Lamp - R65**

- 12/24V • IP67 • Discreet 'hideaway' design
- 13 flash patterns • Synchronise up to 8 lamps
- 5 year warranty
- Dimensions: 35 x 32mm

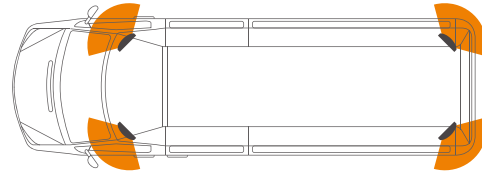
Part# **HALED6DVA** (Amber),**HALED6DVB** (Blue), **HALED6DVR** (Red),**HALED6DVW** (White), **HALED6DVG** (Green)**Hideaway Warning Lamp**

- 12/24V • IP67 • Concealed or surface mountable
- 12 flash patterns • Synchronise up to 10 lamps • 5 year warranty
- Lens diameter: Ø25mm • Dimensions: Ø50 x 26mm

12/24V

R10

R65



Part#

EQ590AR65 (Amber)**Wide Angle Corner LED Warning Lamp - R65**

- 12/24V • IP67 • 120° wide angle light spread • 10 flash patterns
- Synchronise multiple units • 'L' bracket included • Ideal for corner mounting
- 3 year warranty • Dimensions: 177 x 56 x 41mm

• L-shaped bracket included



12/24V

R10

Part# **LED4DDVA** (Amber), **LED4DDVB** (Blue),
LED4DDVR (Red), **LED4DDVW** (White)**4-LED Dash Light**

- 12/24V • IP67 • Suction pad mounting
- 21 flash patterns • Cigar plug included
- Easy to use controls and function display on rear
- 5 year warranty • Dimensions: 165 x 133 x 50mm

12/24V

R10

Part# **LED8DDVA** (Amber), **LED8DDVB** (Blue),
LED8DDVR (Red), **LED8DDVW** (White),
LED8DDVAB (Amber/Blue), **LED8DDVR/B** (Red/Blue)**8-LED Dash Light**

- 12/24V • IP67 • Suction pad mounting • 28 flash patterns
- Cigar plug included • Easy to use controls and function display on rear
- 5 year warranty • Dimensions: 246 x 165 x 50mm



MLB SERIES
LED Minibars

- 12/24V Multivolt
- Compact and lightweight minibar design
- Clear polycarbonate lens
- High-brightness amber LEDs
- Available in single-bolt or magnetic-mount versions

12/24V R10 R65

12/24V R10 R65



Part#
MLB246R65ABM (R65), MLB246R10ABM (R10)

Single-Bolt LED Minibar - Amber

- 12/24V • IP65 • Low profile design • Easy-fit hollow-bolt cable fixing
- 18 flash patterns including single, double, triple and quad
- 360° visibility • Tough polycarbonate lens and housing
- Dimensions: 246 x 172 x 64mm

Part#
MLB246R65ABM-VM (R65), MLB246R10ABM-VM (R10)

Magnetic Mount LED Minibar - Amber

- 12/24V • IP65 • Low profile design • 3m cable with cigar plug
- 18 flash patterns including single, double, triple and quad
- 360° visibility • Tough polycarbonate lens and housing
- Dimensions: 246 x 172 x 49mm

12/24V R10 R65

12/24V R10 R65



Part#
MLB380R65ABM (R65), MLB380R10ABM (R10)

Single-Bolt LED Minibar - Amber

- 12/24V • IP65 • Low profile design • Easy-fit hollow-bolt cable fixing
- 18 flash patterns including single, double, triple and quad
- 360° visibility • Tough polycarbonate lens and housing
- Dimensions: 380 x 172 x 64mm

Part#
MLB380R65ABM-VM (R65), MLB380R10ABM-VM (R10)

Magnetic Mount LED Minibar - Amber

- 12/24V • IP65 • Low profile design • 3m cable with cigar plug
- 18 flash patterns including single, double, triple and quad
- 360° visibility • Tough polycarbonate lens and housing
- Dimensions: 380 x 172 x 49mm

12/24V

R10

R65



Part# R65 APPROVED:
EQBT251R65A (Single-Bolt), **EQBT251R65A-MM** (Magnetic Mount)

Part# R10 APPROVED:
EQBT251R10A (Single-Bolt), **EQBT251R10A-MM** (Magnetic Mount)

LED Minibar - R65

- 12/24V • IP67 • 2 year warranty
- 18 flash patterns (R65) • 9 flash patterns (R10)
- Single-bolt: Easy-fit hollow-bolt cable fixing
- Magnetic Mount: 3m cable with cigar plug
- Dimensions: 251 x 150 x 65mm (Single-bolt), 251 x 150 x 57mm (Mag-Mount)

12/24V

R10

R65



Part#
EQBT417R65A (Single-Bolt), **EQBT417R65A-MM** (Magnetic Mount)

LED Minibar - R65

- 12/24V • IP67 • 2 year warranty
- 18 flash patterns, including rotating, single, and quad
- Single-bolt: Easy-fit hollow-bolt cable fixing
- Magnetic Mount: 3m cable with cigar plug
- Dimensions: 417 x 150 x 65mm (Single-bolt), 417 x 150 x 57mm (Mag-Mount)

EQBT SERIES
R65 Approved LED Lightbars

- 12/24V multivolt
- Super-clear lens optics for intense, long-distance light output
- Impact resilient black polycarbonate housing cover
- Fully waterproof - IP67 ingress protection
- ECE R65 approved
- ECE R10 approved



Fully encapsulated lighting modules featuring high-intensity amber LEDs

High-stability 4-point pressed steel mounting brackets with integrated lanyard points - fixings and gaskets included

Specification options
Fully populated

- Total illumination in all modules
- Highly effective 360° visibility


Ends-only populated


- Illumination occurs only in the end modules
- Highly effective 360° visibility
- Offers a great value alternative to fully populated lightbars



12/24V

R10

R65



Part#

EQBT621R65A (Fully-populated)

3-Module LED Lightbar - R65

- 12/24V • IP67 ingress protection • 4-point steel mounting brackets (adjustable width) • 10 flash patterns, including rotating, single, and quad (R65)
- 2 year warranty • Dimensions: 621 x 206 x 85mm

12/24V

R10

R65



Part#

EQBT862R65A (Fully-populated), **EQBT862R65A-EO** (Ends-only)


4-Module LED Lightbar - R65

- 12/24V • IP67 ingress protection • 4-point steel mounting brackets (adjustable width) • Fully-populated: 10 flash patterns, including rotating, single, and quad (R65)
- Ends-only: 8 flash patterns, including single, double, triple, and quad (R65) • 2 year warranty • Dimensions: 862 x 206 x 85mm

12/24V

R10

R65



Part#

EQBT1103R65A (Fully-populated), **EQBT1103R65A-EO** (Ends-only)


5-Module LED Lightbar - R65

- 12/24V • IP67 ingress protection • 4-point steel mounting brackets (adjustable width) • Fully-populated: 10 flash patterns, including rotating, single, and quad (R65)
- Ends-only: 8 flash patterns, including single, double, triple, and quad (R65) • 2 year warranty • Dimensions: 1103 x 206 x 85mm

12/24V

R10

R65



Part#

EQBT1345R65A (Fully-populated), **EQBT1345R65A-EO** (Ends-only)


6-Module LED Lightbar - R65

- 12/24V • IP67 ingress protection • 4-point steel mounting brackets (adjustable width) • Fully-populated: 10 flash patterns, including rotating, single, and quad (R65)
- Ends-only: 8 flash patterns, including single, double, triple, and quad (R65) • 2 year warranty • Dimensions: 1345 x 206 x 85mm

12/24V

R10

R65



Part#

EQBT1586R65A (Fully-populated), **EQBT1586R65A-EO** (Ends-only)

7-Module LED Lightbar - R65

- 12/24V • IP67 ingress protection • 4-point steel mounting brackets (adjustable width) • Fully-populated: 10 flash patterns, including rotating, single, and quad (R65)
- Ends-only: 8 flash patterns, including single, double, triple, and quad (R65) • 2 year warranty • Dimensions: 1586 x 206 x 85mm

12/24V

R10

R65



Part#

EQPLB356R65AM**Single-Bolt LED Minibar - R65**

- 12/24V • Amber LED, clear lens • 36W - 54x high-brightness LEDs
- 19 flash patterns including single, double, quad, alternate • Highly durable clear polycarbonate lens
- Easy-fit hollow-bolt cable fixing • 3 year warranty • Dimensions: 356 x 210 x 85mm

EQPLB SERIES

R65 Approved LED Lightbars

- 12/24V Multivolt
- Clear polycarbonate lens
- ECE R65 and R10 approved
- 19 selectable flash patterns, including; single, double, quad and alternate flash
- High-stability 4-point mounting feet
- 3 year warranty



Clear 'crystal top' polycarbonate lens and super-clean optics for a high-intensity LED output

High-stability 4-point pressed steel mounting brackets with integrated lanyard points - fixings and gaskets included

12/24V

R10

R65

744mm / 2' 4"



Part#

EQPLB744R65AM

3-Module LED Lightbar - R65

- 12/24V • Amber LED, clear lens • 72W - 72x high-brightness LEDs • 4-point steel mounting brackets (adjustable width)
- 19 flash patterns including single, double, quad, alternate • 3 year warranty • Dimensions: 744 x 210 x 85mm

12/24V

R10

R65

964mm / 3' 2"



Part#

EQPLB964R65AM

4-Module LED Lightbar - R65

- 12/24V • Amber LED, clear lens • 90W - 90x high-brightness LEDs • 4-point steel mounting brackets (adjustable width)
- 19 flash patterns including single, double, quad, alternate • 3 year warranty • Dimensions: 964 x 210 x 85mm

12/24V

R10

R65

1185mm / 3' 9"



Part#

EQPLB1185R65AM

5-Module LED Lightbar - R65

- 12/24V • Amber LED, clear lens • 108W - 108x high-brightness LEDs • 4-point steel mounting brackets (adjustable width)
- 19 flash patterns including single, double, quad, alternate • 3 year warranty • Dimensions: 1185 x 210 x 85mm

EQPR SERIES
LED Warning Beacons
Polycarbonate Base

- 12/24V multivolt
- Polycarbonate lens
- Quad and double flash
- R65 approved
- IP67 ingress protection
- R10-only versions available
- 3 year warranty
- Alternative colours available
- Separate mounting base accessories available

12/24V

R10

R65



Part#

EQPR65ABM (R65 - Amber)
EQPR10ABM (R10 - Amber)
Three-Bolt Warning Beacon

- Dimensions: Ø148 x 120mm

12/24V

R10

R65



Part#

EQPR65ABM-SB (R65 - Amber)
EQPR10ABM-SB (R10 - Amber)
Single-Bolt Warning Beacon

- Dimensions: Ø148 x 180mm

12/24V

R10

R65



Part#

EQPR65ABM-MM (R65 - Amber)
EQPR10ABM-MM (R10 - Amber)
Magnetic-Mount Warning Beacon

- Cigar plug and 3.5m cable
- Dimensions: Ø187 x 180mm

12/24V

R10

R65



Part#

EQPR65ABM-DM (R65 - Amber)
EQPR10ABM-DM (R10 - Amber)
DIN-Mount Warning Beacon

- Dimensions: Ø148 x 175mm

12/24V

R10

R65



Part#

EQPR65ABM-FD (R65 - Amber)
EQPR10ABM-FD (R10 - Amber)
Flexible-DIN Warning Beacon

- Dimensions: Ø148 x 207mm



Part#

EQPR10BBM
 (R10 - Blue)

Three-Bolt
Warning Beacon


Part#

EQPR10RBM
 (R10 - Red)

Three-Bolt
Warning Beacon


Part#

EQPR10GBM
 (R10 - Green)

Three-Bolt
Warning Beacon


Part#

EQPR10GBM-DM
 (R10 - Green)

DIN-Mount
Warning Beacon


Part#

EQPR10GBM-FD
 (R10 - Green)

Flexible-DIN
Warning Beacon


Part#

EQPR10GBM-SB
 (R10 - Green)

Single-Bolt
Warning Beacon

EQR SERIES
LED Warning Beacons
Alloy Base

- 12/24V multivolt
- Polycarbonate lens
- Quad and rotating flash
- R65 approved
- IP67 ingress protection
- 3 year warranty
- Alternative colours available
- Separate mounting base accessories available

12/24V R10 R65



Part#
EQR65ABM (R65 - Amber)

Three-Bolt Warning Beacon

- Dimensions: Ø148 x 120mm

12/24V R10 R65



Part#
EQR65BBM (R65 - Blue)

Three-Bolt Warning Beacon

- Dimensions: Ø148 x 120mm

12/24V R10



Part#
EQR65RBM (R10 - Red)

Three-Bolt Warning Beacon

- Dimensions: Ø148 x 120mm

12/24V R10



Part#
EQR65GBM (R10 - Green)

Three-Bolt Warning Beacon

- Dimensions: Ø148 x 120mm

Warning Beacon
Mounting Accessories

- Suitable for EQPR, EQR65, and LPB Series beacons
- Easy to fit - simply screw the beacon to the base using the fixings provided



Part#
EQR65-DM

DIN-Mount Accessory Kit



Part#
EQR65-MM

Magnetic-Mount Accessory Kit

- 3.5m cable and cigar plug



Part#
EQR65-SB

Single-Bolt Mounting Accessory Kit



Part#
EQR65-FD

Flexible-DIN Mounting Accessory Kit


LPB SERIES
LED Warning Beacons

- Polycarbonate base
- Polycarbonate lens
- 12/24V multivolt
- IP67 ingress protection
- 5 flash patterns including; single, quad, and rotating
- R65 approved
- 3 year warranty
- Separate mounting base accessories available

12/24V

R10

R65



Part#

LPBR65A (Amber Lens)**Three-Bolt Low-Profile Amber Warning Beacon**

- Dimensions: Ø148 x 55mm

12/24V

R10

R65



Part#

LPBR65A-MM (Amber Lens)**Magnetic-Mount Low-Profile Amber Warning Beacon**

- Dimensions: Ø148 x 55mm

12/24V

R10

R65



Part#

LPBR65C (Clear Lens)**Three-Bolt Low-Profile Amber Warning Beacon**

- Dimensions: Ø148 x 55mm

12/24V

R10

R65



Part#

LPBR65C-MM (Clear Lens)**Magnetic-Mount Low-Profile Amber Warning Beacon**

- Dimensions: Ø148 x 55mm



Alternative mounting base
 accessory kits available.
 See page 12 for details

Extended
Voltage

R10

R65



Part#

MB12AME (10-110V), **MB12AM-1** (10-48V)

Mini Amber Warning Beacon - R65

- Extended voltage ranges; 10-110V or 10-48V • IP67 • Compact design • 2-bolt fixing
- Alloy base • 120-240fpm • 3 year warranty • Dimensions: Ø96 x 64mm

Extended
Voltage

R10



Part#

117AMF

Compact Amber Warning Beacon

- 10-110V • IP69K jet wash resistant • Compact narrow design • 2-bolt fixing
- Single, double, and quad flash • 5 year warranty • Dimensions: 112 x 73 x 117mm

12/24V

R10

R65



Part#

EQ144R65AM

Compact Amber Warning Beacon - R65

- 12/24V • IP67 ingress protection • 15 flash patterns
- 3 year warranty • Dimensions: Ø144 x 91mm

Extended
 Voltage

R10


 Powerful magnetic mounting
 base with 2m coiled cable
 and cigar plug


Part#

128AMM (Amber)
Magnetic-Mount Compact Warning Beacon

- 10-48V • IP67 ingress protection
- Quad flash • 2m cable with cigar plug
- 3 year warranty
- Dimensions: Ø130 x 97mm

 Extended
 Voltage

R10



Part#

128AMF (Amber), **128BMF** (Blue), **128GMF** (Green), **128RMF** (Red)

Three-Bolt Fixed Mount Compact Warning Beacon

- 10-48V extended voltage • IP67 ingress protection • Three-bolt fixed mounting base
- Quad flash • 3 year warranty • Dimensions: Ø130 x 97mm

T: +44 (0)121 313 2222

E: sales@ledautolamps-uk.com

 LED Autolamps Europe LLP
 Unit 8J Maybrook Business Park
 Minworth
 Sutton Coldfield
 B76 1AL
 United Kingdom

ledautolamps-uk.com



ledautolamps-uk.com


INSPECTION LAMPS & HANDHELD TORCHES



NEW

**WTB100 & WTB115
DUAL-BEAM RECHARGEABLE
MINI WORK LIGHT**

- Switchable flood and spot beams
- Adjustable power modes
- Super strong magnetic base
- Easy-to-grip handle
- 6500K natural white light output
- USB recharge cable included
- 4 hours charging time
- Battery level indicator



WTB100
Small (80mm)

- Up to 700 lumen output
- Runtime:
 - High power: 3 hours
 - Mid power: 5 hours
 - Low power: 12 hours
 - Spot light: 4 hours



WTB115
Large (100mm)

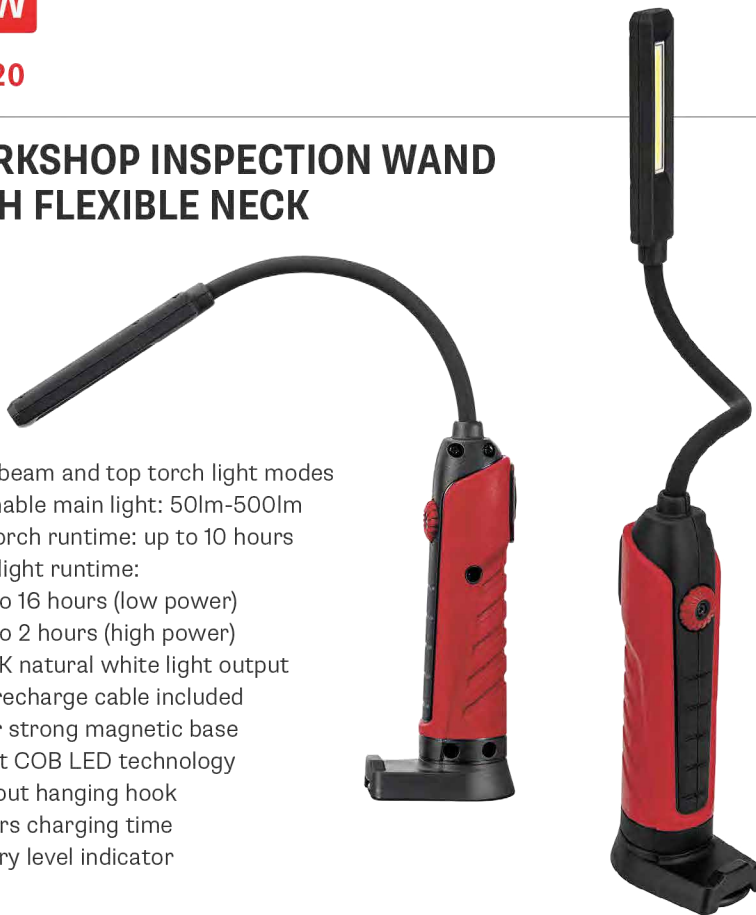
- Up to 1400 lumen output
- Runtime:
 - High power: 2.5 hours
 - Mid power: 5 hours
 - Low power: 9 hours
 - Spot light: 8 hours

HH420 & PL175 USB RECHARGEABLE WORKSHOP INSPECTION TORCHES

NEW

HH420

WORKSHOP INSPECTION WAND WITH FLEXIBLE NECK



- Main beam and top torch light modes
- Dimmable main light: 50lm-500lm
- Top torch runtime: up to 10 hours
- Main light runtime:
 - Up to 16 hours (low power)
 - Up to 2 hours (high power)
- 6500K natural white light output
- USB recharge cable included
- Super strong magnetic base
- Latest COB LED technology
- Fold-out hanging hook
- 4 hours charging time
- Battery level indicator



NEW

PL175

RECHARGEABLE 360° MAGNETIC POCKET LIGHT



- Main beam and top torch light modes
- 6500K natural white light output
- USB recharge cable included
- Super strong magnetic base
- Up to 4 hours battery life
- 1.5 hours charging time
- 200 lumens main light
- High power LEDs
- Rear pocket clip

PL170 & PL190 USB RECHARGEABLE HANDHELD INSPECTION TORCHES



PL170

HANDHELD PEN LIGHT



- Main beam and top torch light modes
- High impact rubberised ABS housing
- Natural white 6500K light output
- Magnetic mounting clip
- Charge time 2.5 hours
- Retail blister packaging
- Main beam (low): 120lm / 3 hours
- Top light: 80lm / 4 hours
- 2 year warranty

PL190

HANDHELD INSPECTION TORCH



- Main beam and top torch light modes
- High impact ABS housing
- Natural white 6500K light output
- High/low brightness modes
- Magnetic mounting clip and base
- Charge time 3 hours
- Main beam (high): 350lm / 1.5 hours
- Main beam (low): 110lm / 5.5 hours
- Top light: 120lm / 4.5 hours
- 2 year warranty



LED Autolamps is one of Europe's leading specialists in LED lighting systems for commercial and heavy-duty vehicles and machinery. Our comprehensive range of **fully ECE approved** lighting products is **designed, engineered and manufactured by LED Autolamps** to ensure superior, long-lasting, OEM quality product.

HH190 & HH340 USB RECHARGEABLE WORKSHOP INSPECTION TORCHES



HH190 - W/ USB charging cable

HH190-1 - W/ 240V recharge dock (UK plug)

HH190-2 - W/ 240V recharge dock (EU plug)

WORKSHOP INSPECTION LAMP

- Main beam and top torch light modes
- 180° 7-position pivot head
- Super-strong magnetic base
- IP65 ingress protection
- Natural white 6500K light output
- High/low brightness modes
- Charge time 4 hours
- Main beam (High): 350lm / 3.5 hours
- Top light: 80lm / 8 hours
- 2 year warranty



180°
7-Position
Head

HH340

HANDHELD INSPECTION WAND

- Main beam and top torch light modes
- 120° 5-position pivot head
- Super-strong magnetic base
- IP65 ingress protection
- Natural white 6500K light output
- High/low brightness modes
- Charge time 4 hours
- Main beam (high): 600lm / 3 hours
- Top light: 120lm / 7 hours
- 2 year warranty



120°
5-Position
Head





RWL SERIES USB RECHARGEABLE WORK LAMPS



RWL SERIES

RECHARGEABLE WORK LAMPS

- Cordless operation
- Tilt adjusting head
- 1200lm Raw Lumens
- 950lm Effective Lumens
- Tough and impact resistant
- IP65 ingress protection
- 3 hours runtime - high power mode
- 11 hours runtime - low power mode
- 7 hours - SOS mode
- Natural white 6000K light
- High/low brightness modes
- 2 year warranty



RWL129W18-FH

Folding Handle



RWL129W18-MM

Magnetic Mount



RWL129W18-HS

H-Stand

HT70 WORKSHOP HEAD TORCH

HT70

WORKSHOP HEAD TORCH

- On/off motion sensor mode (100mm range)
- 60° tilt adjusting head
- Main beam (high): 280lm / 2 hours
- High impact rubberised ABS housing
- Adjustable non-slip headstrap
- IP65 ingress protection
- Natural white 6500K light
- Charge time 2.5 hours
- High/low brightness modes
- 2 year warranty



60°
Tilt Adjusting
Head



T: +44 (0)121 313 2222

F: +44 (0)121 313 2272

E: sales@ledautolamps-uk.com

LED Autolamps Europe LLP
Unit 8J Maybrook Business Park,
Minworth, Sutton Coldfield, B76 1AL, UK

ledautolamps-uk.com



ledautolamps-uk.com

LED VEHICLE LIGHTING

LATEST PRODUCT RELEASES

NEW

595 SERIES COMPACT COMBINATION LAMPS STOP / TAIL / INDICATOR / REFLECTOR



DIFFUSED TAIL LIGHT

12/24V
DUAL
VOLTAGE

IP67
100%
WATERPROOF


5
FIVE YEAR
WARRANTY

R3
ECE
APPROVED

R6
ECE
APPROVED

R7
ECE
APPROVED


R10
ECE
APPROVED




PROGRESSIVE INDICATOR SEQUENCE




ALL FUNCTIONS ACTIVE



595STIML
Left



595STIMR
Right



595STIMLR2
Twin Pack

- Black-chrome housing
- Fully ECE approved
- IP67 - fully waterproof
- 5 year warranty
- Shock and vibration tested
- Highly efficient LED technology
- Exclusive LED Autolamps design

385 SERIES REAR COMBINATION LAMPS

NEW



INACTIVE

12/24V
DUAL
VOLTAGE

IP67
100%
WATERPROOF

5
FIVE YEAR
WARRANTY

R6
ECE
APPROVED

R7
ECE
APPROVED

R23
ECE
APPROVED

R10
ECE
APPROVED



PROGRESSIVE INDICATOR SEQUENCE



ALL FUNCTIONS ACTIVE



ALL FUNCTIONS ACTIVE



Rear Combination Lamp
STOP / TAIL / INDICATOR

385ARRMB

Rear Combination Lamp
STOP / TAIL / INDICATOR / REVERSE

385ARWML Left

385ARWMR Right

ALL FUNCTIONS ACTIVE



Rear Combination Lamp
STOP / TAIL / INDICATOR / FOG / REVERSE

385FWARM

- Exclusive LED Autolamps design
- Black-chrome housing
- Surface mounted - no visible screws
- Low power consumption
- Diffused 'glow-track' tail light
- Fully ECE approved
- Highly efficient LED technology
- Shock and vibration tested

355 SERIES REAR COMBINATION LAMPS

BLACK CHROME VERSION

NEW

CHROME VERSION

ALL FUNCTIONS ACTIVE



- Exclusive LED Autolamps design
- Available with black or chrome finish
- Fully ECE approved
- Highly efficient LED technology
- Shock and vibration tested

12/24V
DUAL
VOLTAGE

IP67
100%
WATERPROOF

5
FIVE YEAR
WARRANTY

R3
ECE
APPROVED

R6
ECE
APPROVED

R7
ECE
APPROVED

R23
ECE
APPROVED

R10
ECE
APPROVED



PROGRESSIVE INDICATOR SEQUENCE

Rear Combination Lamp

STOP / TAIL / INDICATOR / REVERSE / REFLECTOR



Chrome

355ARWML Left

355ARWMR Right

355ARWM-2 Twin Pack



Black

355BARWML Left

355BARWMR Right

355BARWM-2 Twin Pack

LED Autolamps is one of Europe's leading specialists in LED lighting systems for commercial and heavy-duty vehicles and machinery. Our comprehensive range of **fully ECE approved** lighting products is **designed, engineered and manufactured by LED Autolamps** to ensure superior, long-lasting, OEM quality product.

115096 SERIES LARGE LOW-PROFILE ROUND INTERIOR LAMPS

- Overall dimensions: Ø150 x 19mm
- 30x high brightness LEDs
- Low-profile surface mount
- ECE R10 approved
- 3 year warranty



CHROME BEZEL

- 115096C** 12V, Cool White Light 6500K
- 115096C-24** 24V, Cool White Light 6500K
- 115096C-WW** 12V, Warm White Light 3000K
- 115096C-WW-24** 24V, Warm White Light 3000K

**Now available in both
12V and 24V!**



WHITE BEZEL

- 115096W** 12V, Cool White Light 6500K
- 115096W-24** 24V, Cool White Light 6500K
- 115096W-WW** 12V, Warm White Light 3000K
- 115096W-WW-24** 24V, Warm White Light 3000K

NEW 10015B110V

EXTENDED VOLTAGE SQUARE WORK LAMP

- 10-110V Extended Voltage
- 9 x 1.5W OSRAM LEDs
- ECE R10 and R23 approved
- Fully waterproof IP67 and IP69K
- Flood Beam
- 1710lm raw lumens
- 1210lm effective lumens
- 6000K colour temperature
- 2 year warranty



10-110V
MULTI
VOLTAGE



IP69K
JET WASH
RESISTANT

LPB SERIES LOW-PROFILE R65 APPROVED WARNING BEACONS

electraQuip
vehicle warning products



NEW

- Available in amber or clear lens
- 5 flash patterns, including; single, quad, and rotating
- Available in standard 3-bolt fixing or magnetic-mounting base versions
- DIN, Flexi-DIN, and Single-Bolt mounting accessories available separately

12/24V
DUAL
VOLTAGE

R65
ECE
APPROVED

R10
ECE
APPROVED

IP67
100%
WATERPROOF

3
THREE YEAR
WARRANTY



LPBR65A
3-Bolt, Amber Lens



LPBR65A-MM
Mag-Mount, Amber Lens



LPBR65C
3-Bolt, Clear Lens



LPBR65C-MM
Mag-Mount, Clear Lens

**ADDITIONAL
MOUNTING BASES**

To fit LPBR65A & LPBR65C
Available Separately



EQR65-SB
Single-Bolt



EQR65-DM
DIN Mount




EQR65-FD
Flexi-DIN

NEW 149RR

RED TRIANGLE REFLECTOR

- ECE R3 approved
- Strong 3M™ backing tape



HD SERIES HEAVY DUTY DIRECTIONAL WARNING LAMPS

NEW

HDR656DVA

6-LED R65 Class 2 Approved Amber Warning Lamp

21x selectable flash patterns

Current Draw (13.8V / 28V): 0.81A / 0.41A



HDR6512DVA

12-LED R65 Class 2 Approved Amber Warning Lamp

26x selectable flash patterns

Current Draw (13.8V / 28V): 1.6A / 0.82A



HDR6524DVA

24-LED R65 Class 2 Approved Amber Warning Lamp

26x selectable flash patterns

Current Draw (13.8V / 28V): 1.3A / 0.66A



- ECE R65 class 2 and R10 approved
- Heavy-duty lens design
- Flash patterns including single, double, triple and quad
- Synchronise up to 10 units

electraQuip
vehicle warning products

12/24V
DUAL
VOLTAGE

R65
ECE
APPROVED

IP67
100%
WATERPROOF

R10
ECE
APPROVED

5
FIVE YEAR
WARRANTY


T: +44 (0)121 313 2222

F: +44 (0)121 313 2272

E: sales@ledautolamps-uk.com

LED Autolamps Europe LLP
Unit 8J Maybrook Business Park,
Minworth, Sutton Coldfield, B76 1AL, UK

ledautolamps-uk.com



Interior Lighting and Scene Lamps

RANGE OVERVIEW



T: +44 (0)121 313 2222

E: sales@ledautolamps-uk.com

LED Autolamps Europe LLP
Unit 8J Maybrook Business Park
Minworth
Sutton Coldfield
B76 1AL
United Kingdom

ledautolamps-uk.com





Part#
1016-12 (12V), **1016-24** (24V)

Interior Strip Lamp - Clear Lens

- Clear lens • White end-caps • Surface mounted
- Effective lumens: 46lm • 6500 Kelvin
- 3 year warranty
- Dimensions: 100 x 25 x 10mm



Part# **1031-12** (12V), **1031-24** (24V),
1031-12B (12V, Bulk Pack),
1031-24B (24V, Bulk Pack)

Interior Strip Lamp - Clear Lens

- Clear lens • White end-caps • Surface mounted
- Effective lumens: 90lm • 6500 Kelvin
- 3 year warranty • Dimensions: 150 x 25 x 10mm



Part# **1061-12** (12V), **1061-24** (24V),
1061-12B (12V, Bulk Pack)

Interior Strip Lamp - Clear Lens

- Clear lens • White end-caps • Surface mounted
- Effective lumens: 340lm • 6500 Kelvin
- 3 year warranty
- Dimensions: 300 x 25 x 10mm



Part#
10121-12 (12V), **10121-24** (24V), **10121-12B** (12V, Bulk Pack), **10121-24B** (24V, Bulk Pack)

Interior Strip Lamp - Clear Lens

- Clear lens • White end-caps • Surface mounted
- Effective lumens: 670lm • 6500 Kelvin
- 3 year warranty
- Dimensions: 600 x 25 x 10mm



Part#
10121-12SW (12V), **10121-24SW** (24V)

Interior Strip Lamp - Clear Lens - On/Off Switch

- Clear lens • White end-caps • Surface mounted
- Effective lumens: 670lm • 6500 Kelvin
- Push button on/off switch • 3 year warranty
- Dimensions: 600 x 25 x 10mm

Part#
1061-12SW (12V), **1061-24SW** (24V)

Interior Strip Lamp - Clear Lens - On/Off Switch


- Clear lens • White end-caps • Surface mounted
- Effective lumens: 340lm • 6500 Kelvin
- Push button on/off switch • 3 year warranty
- Dimensions: 300 x 25 x 10mm



Part# **1016-12OPAQUE** (12V),
1016-24OPAQUE (24V),
1016-24OPAQUEB (24V, Bulk Pack)

Interior Strip Lamp - Opaque Lens


- Opaque lens • Chrome end-caps • Surface mounted
- Effective lumens: 46lm • 6500 Kelvin
- 3 year warranty • Dimensions: 100 x 25 x 10mm



Part#
1031-12OPAQUE (12V), **1031-24OPAQUE** (24V)

Interior Strip Lamp - Opaque Lens

- Opaque lens • Chrome end-caps • Surface mounted
- Effective lumens: 90lm • 6500 Kelvin
- 3 year warranty
- Dimensions: 150 x 25 x 10mm



Part#
1061-12OPAQUE (12V), **1061-24OPAQUE** (24V)

Interior Strip Lamp - Opaque Lens

- Opaque lens • Chrome end-caps • Surface mounted
- Effective lumens: 340lm • 6500 Kelvin
- 3 year warranty
- Dimensions: 300 x 25 x 10mm



Part#
10121-12OPAQUE (12V), **10121-24OPAQUE** (24V)

Interior Strip Lamp - Opaque Lens

- Opaque lens • Chrome end-caps • Surface mounted
- Effective lumens: 670lm • 6500 Kelvin
- 3 year warranty
- Dimensions: 600 x 25 x 10mm

ON/OFF SWITCH



Part#

Black: **40260** (12V), **40260-24** (24V) Grey: **40260G** (12V), **40260G-24** (24V) Silver: **40260S** (12V), **40260S-24** (24V)

Interior Strip Lamp with On/Off Switch

- Touch sensitive on/off switch (with optional switch bypass for direct use) • Surface mounted • 6500 Kelvin
- Raw lumens: 350lm • 3 year warranty • Dimensions: 260 x 40 x 11mm



Part# Black: **40310** (12V), **40310-24** (24V), **40310B** (12V, Bulk Pack)
Grey: **40310G** (12V), **40310G-24** (24V), **40310GB** (12V, Bulk Pack)
Silver: **40310S** (12V), **40310S-24** (24V), **40310SB** (12V, Bulk Pack)

Interior Strip Lamp (non-switch) • Surface mounted • 6500 Kelvin

- Raw lumens: 490lm • 3 year warranty • Dimensions: 310 x 40 x 11mm

PIR-SENSOR



Part# Black: **40310-PIR** (12V), **40310-24-PIR** (24V)
Silver: **40310S-PIR** (12V), **40310S-24-PIR** (24V)

Interior Strip Lamp with PIR-Sensor

- 4m proximity radius • 90 second activation period • Surface mounted
- 6500 Kelvin • Raw lumens: 420lm • 3 year warranty • Dimensions: 310 x 40 x 11mm

ON/OFF SWITCH



Part#

Black: **40410** (12V), **40410-24** (24V) Grey: **40410G** (12V), **40410G-24** (24V) Silver: **40410S** (12V), **40410S-24** (24V)

Interior Strip Lamp with On/Off Switch

- Touch sensitive on/off switch (with optional switch bypass for direct use) • Surface mounted • 6500 Kelvin
- Raw lumens: 700lm • 3 year warranty • Dimensions: 410 x 40 x 11mm



Part#

Black: **40660** (12V), **40660-24** (24V) Grey: **40660G** (12V), **40660G-24** (24V) Silver: **40660S** (12V), **40660S-24** (24V)

Interior Strip Lamp (non-switch)

- Surface mounted • 6500 Kelvin
- Raw lumens: 1050lm • 3 year warranty • Dimensions: 600 x 40 x 11mm

ON/OFF SWITCH



Part#

Black: **40770** (12V), **40770-24** (24V) Grey: **40770G** (12V), **40770G-24** (24V) Silver: **40770S** (12V), **40770S-24** (24V)

Interior Strip Lamp with On/Off Switch

- Touch sensitive on/off switch (with optional switch bypass for direct use) • Surface mounted • 6500 Kelvin
- Raw lumens: 1400lm • 3 year warranty • Dimensions: 770 x 40 x 11mm



ON/OFF SWITCH

Part#
2430GM (12/24V), **2430GMB** (12/24V, Bulk Pack)

Interior Strip Lamp - Grey

- 12/24V multivolt • Grey end-caps • Surface mounted
- Raw lumens: 396lm • Effective lumens: 247lm • 6500K
- 3 year warranty • 200mm sheathed cable
- Dimensions: 362 x 25 x 11mm

Part#
2430GM-TS (12/24V)

Interior Strip Lamp w/ Touch Switch - Grey



- 12/24V multivolt • Touch switch with red glow for easy night-time use
- Grey end-caps • Surface mounted
- Raw lumens: 396lm • Effective lumens: 247lm • 6500K
- 3 year warranty • 200mm sheathed cable • Dimensions: 362 x 25 x 11mm



Part#
2460GM (12/24V)

Interior Strip Lamp - Grey

- 12/24V multivolt • Grey end-caps • Surface mounted
- Raw lumens: 792lm • Effective lumens: 394lm • 6500K
- 3 year warranty • 200mm sheathed cable
- Dimensions: 662 x 25 x 11mm



ON/OFF SWITCH

Part#
2430WM (12/24V), **2430WMB** (12/24V, Bulk Pack)


Interior Strip Lamp - White

- 12/24V multivolt • White end-caps • Surface mounted
- Raw lumens: 396lm • Effective lumens: 247lm • 6500K
- 3 year warranty • 200mm sheathed cable
- Dimensions: 362 x 25 x 11mm

Part#
2430WM-TS (12/24V)

Interior Strip Lamp w/ Touch Switch - White


- 12/24V multivolt • Touch switch with red glow for easy night-time use
- White end-caps • Surface mounted
- Raw lumens: 396lm • Effective lumens: 247lm • 6500K
- 3 year warranty • 200mm sheathed cable • Dimensions: 362 x 25 x 11mm



Part#
2460WM (12/24V)

Interior Strip Lamp - White

- 12/24V multivolt • White end-caps • Surface mounted
- Raw lumens: 792lm • Effective lumens: 394lm • 6500K
- 3 year warranty • 200mm sheathed cable
- Dimensions: 662 x 25 x 11mm



12V



Part#
FSL457W (12V), **FSL457WB** (12V, Bulk Pack)

Flexible Interior Strip Lamp

- Easy mounting with 3M™ adhesive backing tape
- Effective lumens: 314lm
- 2 year warranty
- Dimensions: 457 x 12 x 5mm

24V



Part#
FSL500W24 (24V), **FSL500W24B** (24V, Bulk Pack)

Flexible Interior Strip Lamp

- Easy mounting with 3M™ adhesive backing tape
- Effective lumens: 314lm
- 2 year warranty
- Dimensions: 500 x 12 x 5mm

12V

24V



Part#
FSL610W (12V), **FSL610W24** (24V), **FSL610W24B** (24V, Bulk Pack)

Flexible Interior Strip Lamp

- Easy mounting with 3M™ adhesive backing tape
- Effective lumens: 418lm
- 2 year warranty
- Dimensions: 610 x 12 x 5mm



12V

24V



Part#
FSL914W (12V), **FSL914W24** (24V), **FSL914W24B** (24V, Bulk Pack)

Flexible Interior Strip Lamp

- Easy mounting with 3M™ adhesive backing tape
- Effective lumens: 627lm
- 2 year warranty
- Dimensions: 914 x 12 x 5mm

12V



Part#
FSL1140W (12V), **FSL1140WB** (12V, Bulk Pack)

Flexible Interior Strip Lamp

- Easy mounting with 3M™ adhesive backing tape
- Effective lumens: 800lm
- 2 year warranty
- Dimensions: 1140 x 12 x 5mm

24V



Part#
FSL1200W24 (24V), **FSL1200W24B** (24V, Bulk Pack)

Flexible Interior Strip Lamp

- Easy mounting with 3M™ adhesive backing tape
- Effective lumens: 800lm
- 2 year warranty
- Dimensions: 1200 x 12 x 5mm



Part#
148WW12 (12V), **148WW24** (24V)

Rectangular Interior Lamp - White

- Surface mounted • 120° light spread
- Raw lumens: 675lm
- 3 year warranty
- Dimensions: 148 x 71 x 20mm



Part#
79WWR12 (12V), **79WWR24** (24V)

Round Interior Lamp - White

- Illuminated on/off switch • Surface mounted
- Raw lumens: 240lm (12V), 280lm (24V)
- 2 year warranty
- Dimensions: Ø79 x 14mm



Part# **7524W** (12V), **7530W** (24V),
7524WB (12V, Bulk Pack)

Round Interior Lamp - White Bezel

- White light • Surface mounted • Clear lens
- Raw lumens: 96lm (12V), 120lm (24V)
- 3 year warranty • IP67
- Dimensions: Ø75 x 17mm



Part#
148GW12 (12V), **148GW24** (24V)

Rectangular Interior Lamp - Grey

- Surface mounted • 120° light spread
- Raw lumens: 675lm
- 3 year warranty
- Dimensions: 148 x 71 x 20mm



Part#
79SWR12 (12V), **79SWR24** (24V)

Round Interior Lamp - Silver

- Illuminated on/off switch • Surface mounted
- Raw lumens: 240lm (12V), 280lm (24V)
- 2 year warranty
- Dimensions: Ø79 x 14mm



Part#
7524C (12V), **7530C** (24V)

Round Interior Lamp - Chrome Bezel

- White light • Surface mounted • Clear lens
- Raw lumens: 96lm (12V), 120lm (24V)
- 3 year warranty • IP67
- Dimensions: Ø75 x 17mm



Part#
148BW12 (12V), **148BW24** (24V)

Rectangular Interior Lamp - Black

- Surface mounted • 120° light spread
- Raw lumens: 675lm
- 3 year warranty
- Dimensions: 148 x 71 x 20mm



Part#
79CWR12 (12V), **79CWR24** (24V)

Round Interior Lamp - Chrome

- Illuminated on/off switch • Surface mounted
- Raw lumens: 240lm (12V), 280lm (24V)
- 2 year warranty
- Dimensions: Ø79 x 14mm



Part#
7524 OPAQUE (12V), **7530 OPAQUE** (24V)

Round Interior Lamp - Chrome Bezel

- White light • Surface mounted • Opaque lens
- Raw lumens: 96lm (12V), 120lm (24V)
- 3 year warranty • IP67
- Dimensions: Ø75 x 17mm



Part#
79BWR12 (12V), **79BWR24** (24V)

Round Interior Lamp - Black

- Illuminated on/off switch • Surface mounted
- Raw lumens: 240lm (12V), 280lm (24V)
- 2 year warranty
- Dimensions: Ø79 x 14mm



Part#
7610WM (12/24V)

Round Interior Lamp - White Bezel

- White light • Surface mounted • Opaque lens
- White bezel • Raw lumens: 350lm
- 2 year warranty • IP67
- Dimensions: Ø76 x 13mm

Dual Colour



Part#
7524WB (12V)

Dual Colour Blue+White Round Interior Lamp

- Dual colour - simultaneous illumination
- Surface mounted • Clear lens • White bezel
- 3 year warranty • IP67
- Dimensions: Ø75 x 17mm

Ø76mm



Part#
Warm White: **7515W-WW** (12V)

Warm White Round Interior Lamp - White

- Surface mounted • White bezel
- Diffused lens • 3 year warranty
- Raw lumens: 220lm
- Dimensions: Ø76 x 9mm

Ø76mm



Part#
Warm White: **7515C-WW** (12V)

Warm White Round Interior Lamp - Chrome

- Surface mounted • Chrome bezel
- Diffused lens • 3 year warranty
- Raw lumens: 220lm
- Dimensions: Ø76 x 9mm

Dual Colour



Part#
7524WR (12V)

Dual Colour Red+White Round Interior Lamp

- Dual colour - simultaneous illumination
- Surface mounted • Clear lens • White bezel
- 3 year warranty • IP67
- Dimensions: Ø75 x 17mm

Ø76mm




Part#
Cool White: **7515W** (12V), **7515W24** (24V)

Cool White Round Interior Lamp - White

- Surface mounted • White bezel
- Diffused lens • 3 year warranty
- Raw lumens: 230lm
- Dimensions: Ø76 x 9mm

Ø76mm



Part#
Cool White: **7515C** (12V), **7515C24** (24V)

Cool White Round Interior Lamp - Chrome

- Surface mounted • Chrome bezel
- Diffused lens • 3 year warranty
- Raw lumens: 230lm
- Dimensions: Ø76 x 9mm



Part#
7524RC (12V)

Red LED Round Interior Lamp - Chrome Bezel

- Surface mounted • Clear lens
- Red light output • Chrome bezel
- 3 year warranty • IP67
- Dimensions: Ø75 x 17mm

Ø150mm



Part#
115096W-WW (12V), **115096W-WW-24** (24V)

Warm White Round Interior Lamp - White

- Surface mounted • White bezel
- Diffused lens • 3 year warranty
- Raw lumens: 800lm
- Dimensions: Ø150 x 19mm

Ø150mm



Part#
115096C-WW (12V), **115096C-WW-24** (24V)

Warm White Round Interior Lamp - Chrome

- Surface mounted • Chrome bezel
- Diffused lens • 3 year warranty
- Raw lumens: 800lm
- Dimensions: Ø150 x 19mm



Part#
7524RW (12V)

Red LED Round Interior Lamp - White Bezel

- Surface mounted • Clear lens
- Red light output • White bezel
- 3 year warranty • IP67
- Dimensions: Ø75 x 17mm

Ø150mm



Part#
115096W (12V), **115096W-24** (24V)

Cool White Round Interior Lamp - White

- Surface mounted • White bezel
- Diffused lens • 3 year warranty
- Raw lumens: 800lm
- Dimensions: Ø150 x 19mm

Ø150mm



Part#
115096C (12V), **115096C-24** (24V)

Cool White Round Interior Lamp - Chrome

- Surface mounted • Chrome bezel
- Diffused lens • 3 year warranty
- Raw lumens: 800lm
- Dimensions: Ø150 x 19mm



Part#
13026WM (12/24V)

Round Interior Lamp - Non-Switched

- Surface mounted • 4500K
- Raw lumens: 1500lm
- 2 year warranty
- Dimensions: Ø130 x 19mm



Part#
13026WM-PIR (12/24V)

Round Interior Lamp - PIR-Sensor

- Surface mounted • 3m motion detection radius
- 30 second activation period • 4500K
- Raw lumens: 1500lm • 2 year warranty
- Dimensions: Ø130 x 19mm



Part#
13026WM-SW (12/24V)

Round Interior Lamp - On/Off Switch

- Surface mounted • Touch sensitive technology
- 3 brightness settings • 4500K
- Raw lumens: 1500lm • 2 year warranty
- Dimensions: Ø130 x 19mm



Part#
18621WM (12/24V)

Oval Interior Lamp - Non-Switched

- Surface mounted • 4500K
- Raw lumens: 1300lm
- 2 year warranty
- Dimensions: 186 x 66 x 19mm



Part#
18621WM-PIR (12/24V)

Oval Interior Lamp - PIR-Sensor

- Surface mounted • 3m motion detection radius
- 30 second activation period • 4500K
- Raw lumens: 1300lm • 2 year warranty
- Dimensions: 186 x 66 x 19mm



Part#
18621WM-SW (12/24V)

Oval Interior Lamp - On/Off Switch

- Surface mounted • Touch sensitive technology
- 3 brightness settings • 4500K
- Raw lumens: 1300lm • 2 year warranty
- Dimensions: 186 x 66 x 19mm



Part#
13614WM (12/24V)

Oval Interior Lamp - Non-Switched

- Surface mounted • 4500K
- Raw lumens: 900lm
- 2 year warranty
- Dimensions: 136 x 66 x 19mm



Part#
13614WM-PIR (12/24V)

Oval Interior Lamp - PIR-Sensor

- Surface mounted • 3m motion detection radius
- 30 second activation period • 4500K
- Raw lumens: 900lm • 2 year warranty
- Dimensions: 136 x 66 x 19mm



Part#
13614WM-SW (12/24V)

Oval Interior Lamp - On/Off Switch

- Surface mounted • Touch sensitive technology
- 3 brightness settings • 4500K
- Raw lumens: 900lm • 2 year warranty
- Dimensions: 136 x 66 x 19mm



Part#
13118WM (12/24V)

Round Interior Lamp - Non-Switched

- Surface mounted • 4500K
- Raw lumens: 1200lm
- 2 year warranty
- Dimensions: Ø131 x 14mm



Part#
13118WM-PIR (12/24V)

Round Interior Lamp - PIR-Sensor

- Surface mounted • 3m motion detection radius
- 30 second activation period • 4500K
- Raw lumens: 1200lm • 2 year warranty
- Dimensions: Ø131 x 14mm



Part#
13118WM-SW (12/24V)

Round Interior Lamp - On/Off Switch

- Surface mounted • Touch sensitive technology
- 4500K • Raw lumens: 1200lm
- 2 year warranty
- Dimensions: Ø131 x 14mm



Part#
20109WM (12/24V)

Oval Interior Lamp - Non-Switched

- Surface mounted • 4500K
- Raw lumens: 630lm
- 2 year warranty
- Dimensions: 201 x 67 x 14mm



Part#
20109WM-PIR (12/24V)

Oval Interior Lamp - PIR-Sensor

- Surface mounted • 3m motion detection radius
- 30 second activation period • 4500K
- Raw lumens: 630lm • 2 year warranty
- Dimensions: 201 x 67 x 14mm



Part#
20109WM-SW (12/24V)

Oval Interior Lamp - On/Off Switch

- Surface mounted • Touch sensitive technology
- 4500K • Raw lumens: 630lm
- 2 year warranty
- Dimensions: 201 x 67 x 14mm



Part#
16606WM (12/24V)

Oval Interior Lamp - Non-Switched

- Surface mounted • 4500K
- Raw lumens: 380lm
- 2 year warranty
- Dimensions: 166 x 61 x 14mm



Part#
16606WM-PIR (12/24V)

Oval Interior Lamp - PIR-Sensor

- Surface mounted • 3m motion detection radius
- 30 second activation period • 4500K
- Raw lumens: 380lm • 2 year warranty
- Dimensions: 166 x 61 x 14mm



Part#
16606WM-SW (12/24V)

Oval Interior Lamp - On/Off Switch

- Surface mounted • Touch sensitive technology
- 4500K • Raw lumens: 380lm
- 2 year warranty
- Dimensions: 166 x 61 x 14mm



Part#
75CLI (12V)

Soft-White/Ivory Lens - Chrome

- Surface mounted
- IP67 ingress protection
- 3 year warranty
- Dimensions: Ø75 x 17mm



Part#
75CLG (12V)

Green Lens - Chrome

- Surface mounted
- IP67 ingress protection
- 3 year warranty
- Dimensions: Ø75 x 17mm



Part#
75CLB (12V)

Blue Lens - Chrome

- Surface mounted
- IP67 ingress protection
- 3 year warranty
- Dimensions: Ø75 x 17mm



Part#
75CLR (12V)

Red Lens - Chrome

- Surface mounted
- IP67 ingress protection
- 3 year warranty
- Dimensions: Ø75 x 17mm



Part#
6505WM (12/24V)

White/Clear Lens - Courtesy/Step Lamp

- Stainless-steel housing
- IP67 ingress protection
- 3 year warranty
- Dimensions: 65 x 30 x 24mm



Part#
6505IM (12/24V)

Soft-White/Ivory Lens - Courtesy/Step Lamp

- Stainless-steel housing
- IP67 ingress protection
- 3 year warranty
- Dimensions: 65 x 30 x 24mm



Part#
6505BM (12/24V)

Blue Lens - Courtesy/Step Lamp

- Stainless-steel housing
- IP67 ingress protection
- 3 year warranty
- Dimensions: 65 x 30 x 24mm



Part#
6505RM (12/24V)

Red Lens - Courtesy/Step Lamp

- Stainless-steel housing
- IP67 ingress protection
- 3 year warranty
- Dimensions: 65 x 30 x 24mm



Part#
6505GM (12/24V)

Green Lens - Courtesy/Step Lamp

- Stainless-steel housing
- IP67 ingress protection
- 3 year warranty
- Dimensions: 65 x 30 x 24mm



Part#
6434BWM (12/24V)

White/Clear Lens - Black Housing

- Stainless-steel 'hooded' housing
- IP67 ingress protection
- 3 year warranty
- Dimensions: 65 x 30 x 24mm



Part#
6434CWM (12/24V)

White/Clear Lens - Chrome Housing

- Stainless-steel 'hooded' housing
- IP67 ingress protection
- 3 year warranty
- Dimensions: 65 x 30 x 24mm



Part#
68W (12V)

White/Clear Lens - Chrome

- Surface mounted • Clear lens
- Chrome end caps
- 3 year warranty
- Dimensions: 100 x 25 x 10mm



Part#
68I (12V)

Soft-White/Ivory Lens - Chrome


- Surface mounted • Opaque lens
- Chrome end caps
- 3 year warranty
- Dimensions: 100 x 25 x 10mm



Part#
68B (12V)

Blue Lens - Chrome


- Surface mounted • Blue lens
- Chrome end caps
- 3 year warranty
- Dimensions: 100 x 25 x 10mm



Part#
68R (12V)

Red Lens - Chrome

- Surface mounted • Red lens
- Chrome end caps
- 3 year warranty
- Dimensions: 100 x 25 x 10mm



Part#
68G (12V)

Green Lens - Chrome

- Surface mounted • Green lens
- Chrome end caps
- 3 year warranty
- Dimensions: 100 x 25 x 10mm



Part#
1031R12 (12V)

Red Interior Strip Lamp

- Surface mounted • Clear lens
- Red LEDs • White end caps
- 3 year warranty
- Dimensions: 150 x 25 x 10mm



Part#
PLW12 (12V), **PLW24** (24V)

White Interior Pilot Light

- LED dashboard status lights
- Stainless-steel housing
- 5 year warranty
- Dimensions: Ø14 x 30mm



Part#
PLA12 (12V), **PLA24** (24V)

Amber Interior Pilot Light

- LED dashboard status lights
- Stainless-steel housing
- 5 year warranty
- Dimensions: Ø14 x 30mm



Part#
PLB12 (12V), **PLB24** (24V)

Blue Interior Pilot Light

- LED dashboard status lights
- Stainless-steel housing
- 5 year warranty
- Dimensions: Ø14 x 30mm



Part#
PLR12 (12V), **PLR24** (24V)

Red Interior Pilot Light

- LED dashboard status lights
- Stainless-steel housing
- 5 year warranty
- Dimensions: Ø14 x 30mm



Part#
PLG12 (12V), **PLG24** (24V)

Green Interior Pilot Light

- LED dashboard status lights
- Stainless-steel housing
- 5 year warranty
- Dimensions: Ø14 x 30mm

Door Entry Scene Lamps

23 SERIES | 186 SERIES | 380 SERIES | SL200 SERIES



Part#
23260 (12V), **23260-24** (24V)

Door Entry / Scene Lamp - Silver

- Surface mounted • IP67 ingress protection
- Raw lumens: 320lm • 3 year warranty
- Dimensions: 260 x 23 x 24mm



Part#
23450 (12V), **23450-24** (24V)

Door Entry / Scene Lamp - Silver

- Surface mounted • IP67 ingress protection
- Raw lumens: 650lm • 3 year warranty
- Dimensions: 443 x 23 x 24mm



Part#
23260BLK (12V), **23260BLK-24** (24V)

Door Entry / Scene Lamp - Black

- Surface mounted • IP67 ingress protection
- Raw lumens: 320lm • 3 year warranty
- Dimensions: 260 x 23 x 24mm



Part#
23450BLK (12V), **23450BLK-24** (24V)

Door Entry / Scene Lamp - Black

- Surface mounted • IP67 ingress protection
- Raw lumens: 650lm • 3 year warranty
- Dimensions: 443 x 23 x 24mm



Warm
White

Part#
186WW (12V)

Door Entry / Scene Lamp - Warm White

- Surface mounted • IP67 ingress protection
- Raw lumens: 210lm • 3 year warranty • 3000K
- Dimensions: 186 x 49 x 31mm



Cool
White

Part#
186WC (12V), **186WCB** (12V, Bulk Pack)

Door Entry / Scene Lamp - Cool White

- Surface mounted • IP67 ingress protection
- Raw lumens: 240lm • 3 year warranty • 6000K
- Dimensions: 186 x 49 x 31mm

Lamp Module



White Bracket



Chrome Bracket

Part# Lamp modules: **380W12** (12V), **380W24** (24V)
Brackets: **380ELWB** (White), **380ELCB** (Chrome)

Door Entry / Scene Lamp

- Lamp module and bracket sold separately • IP67 ingress protection
- Raw lumens: 90lm • 5 year warranty
- Dimensions: 430 x 35 x 35mm

Coming soon



Part# **SL200WM** (12/24V, White), **SL200LGM** (12/24V, Light Grey),
SL200DGM (12/24V, Dark Grey), **SL200BGM** (12/24V, Black/Grey),
SL200BM (12/24V, Black)

Scene Lamp

- Die-cast aluminium housing • IP67 ingress protection • Raw lumens: 1980lm
- 1000lx @ 1m • 6500K • 3 year warranty • Dimensions: 200 x 50 x 25mm